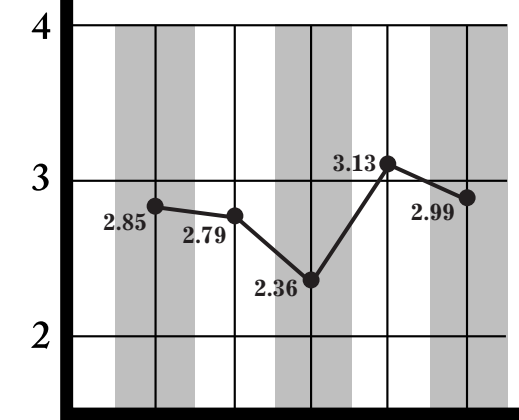


# INDEX AT A GLANCE

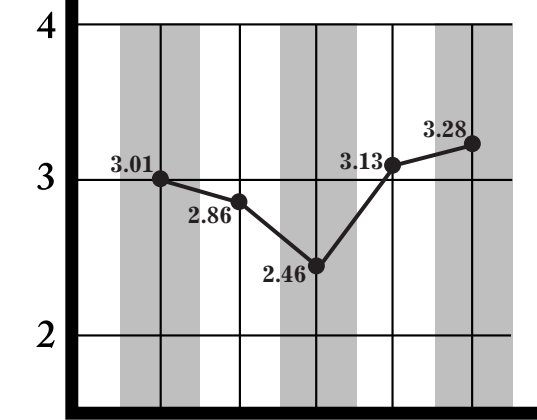
Score **Grand Index 2000**



Q3  
-4.5% ▼

Quarter: 3rd 4th 1st 2nd 3rd  
Year: 1999 1999 2000 2000 2000

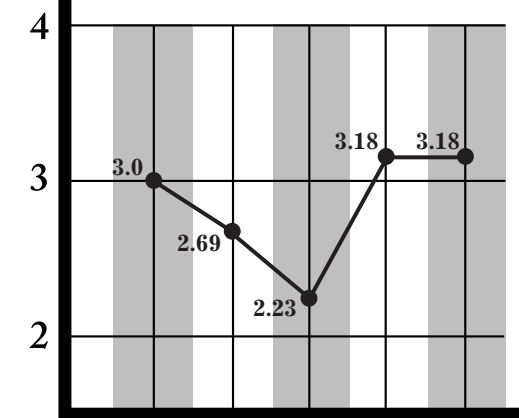
Score **Eastern NC Grand Index**



Q3  
+4.8% ▲

Quarter: 3rd 4th 1st 2nd 3rd  
Year: 1999 1999 2000 2000 2000

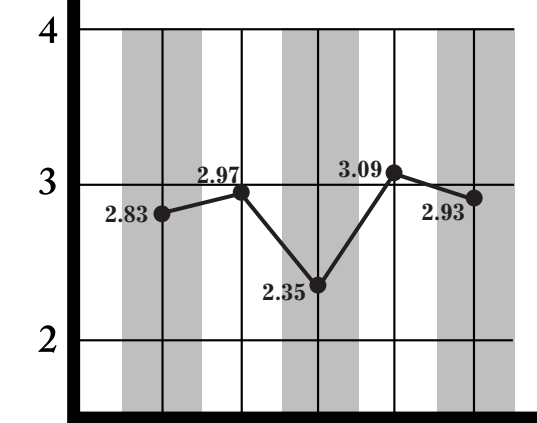
Score **Western NC Grand Index**



Q3  
0%

Quarter: 3rd 4th 1st 2nd 3rd  
Year: 1999 1999 2000 2000 2000

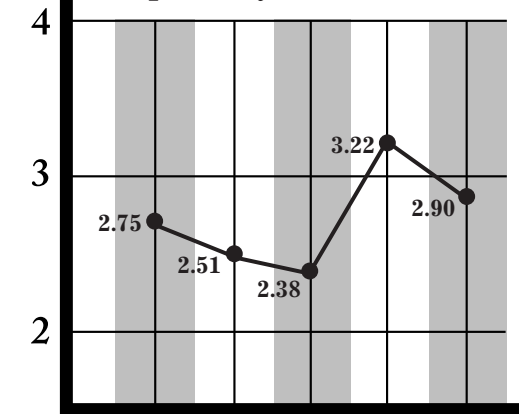
Score **Heartland NC Grand Index**



Q3  
-5% ▼

Quarter: 3rd 4th 1st 2nd 3rd  
Year: 1999 1999 2000 2000 2000

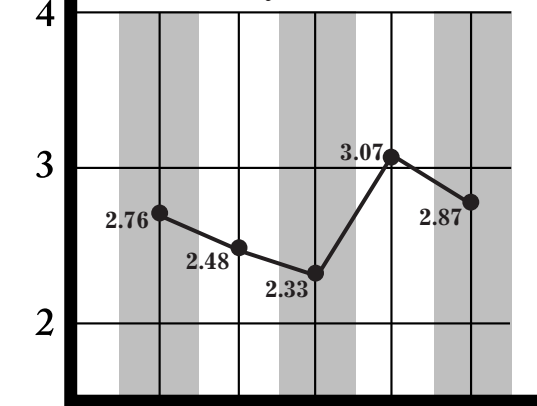
Score **Upcountry SC Grand Index**



Q3  
-10% ▼

Quarter: 3rd 4th 1st 2nd 3rd  
Year: 1999 1999 2000 2000 2000

Score **Lowcountry SC Grand Index**



Q3  
-6.7% ▼

Quarter: 3rd 4th 1st 2nd 3rd  
Year: 1999 1999 2000 2000 2000