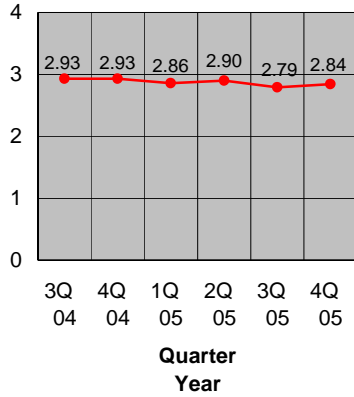


TIME SERIES CHARTS

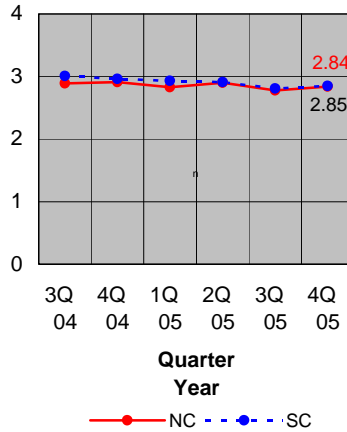


**Carolinan AGC
Construction
Barometer™**

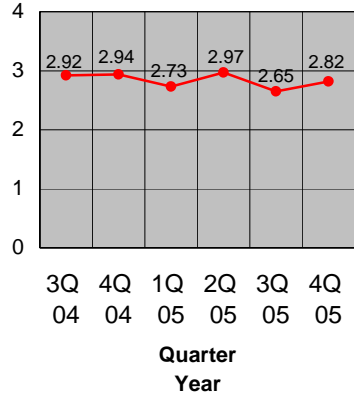
**Grand Index:
Year In Review**



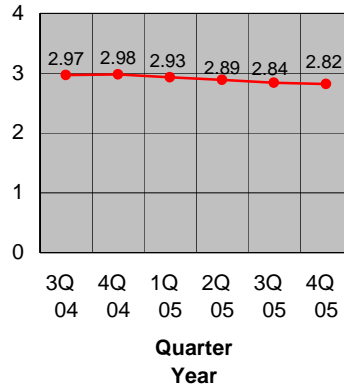
State Indices



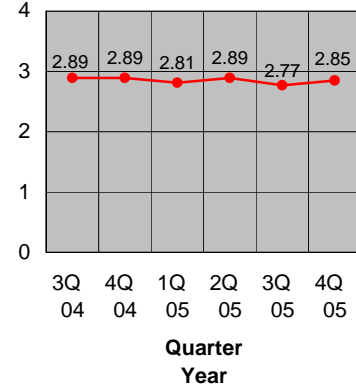
Western NC Index



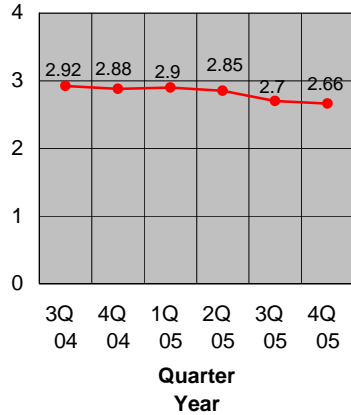
Eastern NC Index



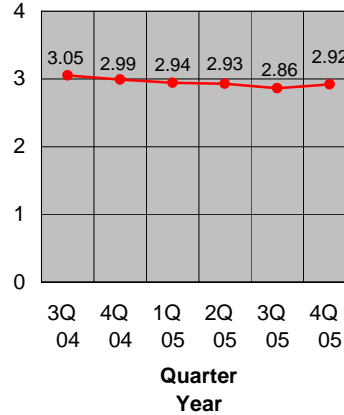
Heartland NC Index



Lowcountry SC Index



Upstate SC Index



upstate			NC	SC	
3Q 04	3.05		3Q 04	2.89	3.01
4Q 04	2.99		4Q 04	2.91	2.96
1Q 05	2.94		1Q 05	2.83	2.93
2Q 05	2.93		2Q 05	2.9	2.91
3Q 05	2.86		3Q 05	2.78	2.81
4Q 05	2.92		4Q 05	2.84	2.85

lowcountry		grand index	
3Q 04	2.92	3Q 04	2.93
4Q 04	2.88	4Q 04	2.93
1Q 05	2.9	1Q 05	2.86
2Q 05	2.85	2Q 05	2.9
3Q 05	2.7	3Q 05	2.79
4Q 05	2.66	4Q 05	2.84

heartland		western	
3Q 04	2.89	3Q 04	2.92
4Q 04	2.89	4Q 04	2.94
1Q 05	2.81	1Q 05	2.73
2Q 05	2.89	2Q 05	2.97
3Q 05	2.77	3Q 05	2.65
4Q 05	2.85	4Q 05	2.82

eastern	
3Q 04	2.97
4Q 04	2.98
1Q 05	2.93
2Q 05	2.89
3Q 05	2.84
4Q 05	2.82


AGC
tion
ter

