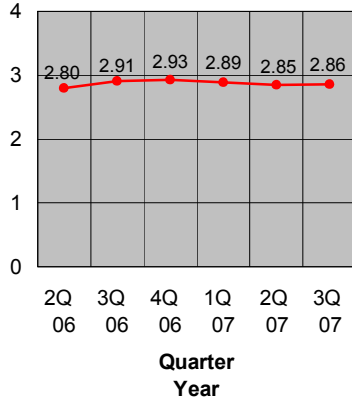


TIME SERIES CHARTS

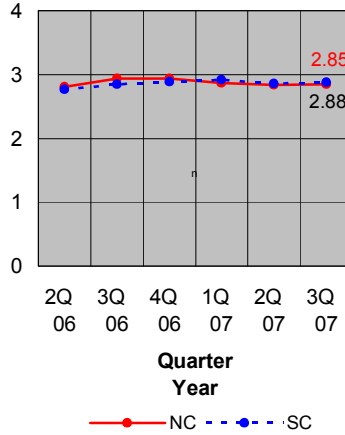


**Carolina's AGC
Construction
Barometer™**

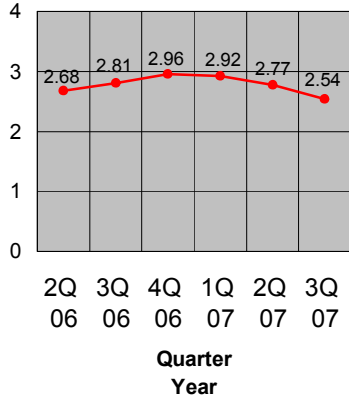
**Grand Index:
Year In Review**



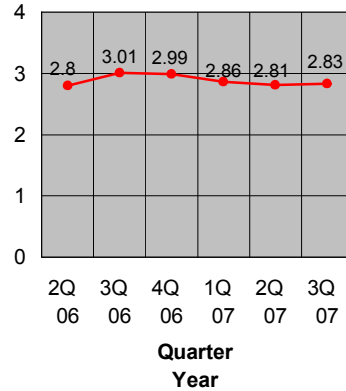
State Indices



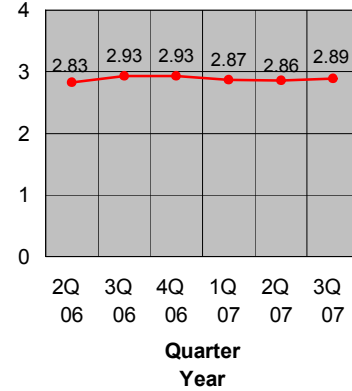
Western NC Index



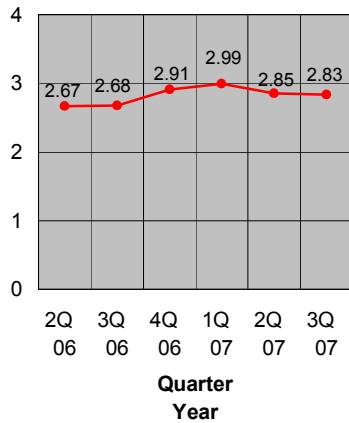
Eastern NC Index



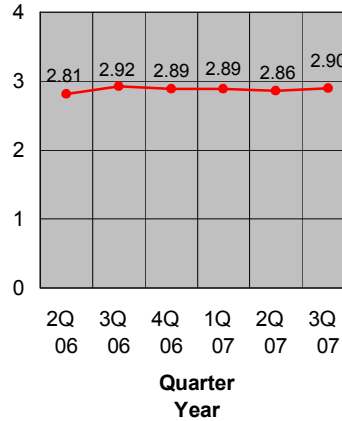
Heartland NC Index



Lowcountry SC Index



Upstate SC Index



upstate			NC	SC	
2Q 06	2.81		2Q 06	2.81	2.77
3Q 06	2.92		3Q 06	2.94	2.85
4Q 06	2.89		4Q 06	2.94	2.89
1Q 07	2.89		1Q 07	2.87	2.92
2Q 07	2.86		2Q 07	2.84	2.86
3Q 07	2.9		3Q 07	2.85	2.88

lowcountry		grand index	
2Q 06	2.67	2Q 06	2.8
3Q 06	2.68	3Q 06	2.91
4Q 06	2.91	4Q 06	2.93
1Q 07	2.99	1Q 07	2.89
2Q 07	2.85	2Q 07	2.85
3Q 07	2.83	3Q 07	2.86

heartland		western	
2Q 06	2.83	2Q 06	2.68
3Q 06	2.93	3Q 06	2.81
4Q 06	2.93	4Q 06	2.96
1Q 07	2.87	1Q 07	2.92
2Q 07	2.86	2Q 07	2.77
3Q 07	2.89	3Q 07	2.54

eastern	
2Q 06	2.8
3Q 06	3.01
4Q 06	2.99
1Q 07	2.86
2Q 07	2.81
3Q 07	2.83



s AGC
tion
ter



